



# Generali Equity Ultima

## May 2024

**EQUITY UNIT LINK****ABOUT GENERALI GROUP**

Generali Group is one of the largest global insurance and asset management providers. Established in 1831, it is present in over 50 countries in the world, with a total premium income of € 82.5 billion in 2023. With almost 82,000 employees serving 70 million customers, the Group has a leading position in Europe and a growing presence in Asia and Latin America. At the heart of Generali's strategy is its Lifetime Partner commitment to customers, achieved through innovative and personalised solutions, best-in-class customer experience and its digitalised global distribution capabilities. The Group has fully embedded sustainability into all strategic choices, with the aim to create value for all stakeholders while building a fairer and more resilient society.

**ABOUT GENERALI INDONESIA**

PT Asuransi Jiwa Generali Indonesia (Generali Indonesia) is part of the Generali Group operating in Indonesia since 2008 and developing its insurance business through multiple distribution channels, including agency, bancassurance, corporate solutions, and direct channels. Aligned with the vision to become a Lifetime Partner for customers, Generali Indonesia offers innovative product solutions for life protection, health, critical illness, and retirement planning for individual and corporate customers.

Currently, Generali Indonesia is supported by more than 10,000 professional agents and is entrusted to protect over 400,000 customers in Indonesia. PT Asuransi Jiwa Generali Indonesia is licensed and supervised by the Financial Services Authority (OJK).

**INVESTMENT OBJECTIVE**

To provide optimum return in the long-run within a measurable risk.

**RISK CATEGORY**

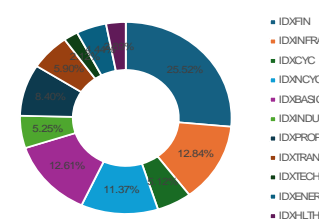
High

**PORTFOLIO ALLOCATION DETAILS**

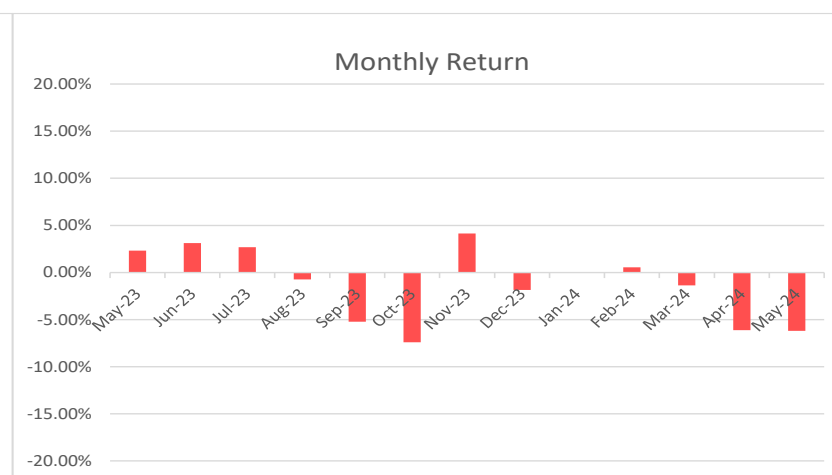
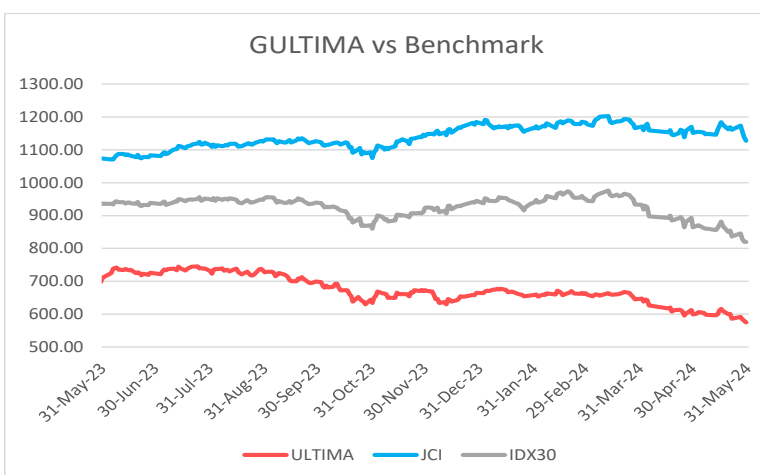
Cash	2.73%
Money Market	0.00%
Fixed Income	0.00%
Equity	97.27%

**TOP HOLDING (In Alphabetical Order)**

Adi Sarana Armada Tbk  
Astra International Tbk  
Bank Central Asia Tbk  
Bank Mandiri (Persero) Tbk  
Bank Rakyat Indonesia (Persero) Tbk  
Medikaloka Hermina Tbk  
Semen Indonesia (Persero) Tbk  
Summarecon Agung Tbk  
Telkom Indonesia (Persero) Tbk  
Timah Tbk  
\*No related Parties

**SECTOR ALLOCATION**

<b>UNIT PRICE</b>	<b>575</b>
-------------------	------------



INVESTMENT RETURN	1mth	3mth	12mth	YTD	2023	2022	2021	Since Inception
Generali Equity Ultima	-6.18%	-13.11%	-17.63%	-12.65%	-4.63%	-36.94%	11.87%	-42.52%
IHSG*	-3.64%	-4.72%	5.09%	-4.15%	6.16%	4.09%	10.08%	12.78%
IDX30**	-8.16%	-13.92%	-12.61%	-12.71%	1.45%	-1.80%	-1.03%	-18.03%

\*IHSG (Jakarta Composite Index)

\*\*IDX30 (Blue Chip Stocks)

**Market Commentary**

Generali Equity Ultima recorded a performance of -6.18% in May 2024. The JCI recorded a performance of -3.64% in May 2024, falling from around 7230 to around 6970. The speculations on when the FED would cut its rate, the global market fluctuations, the geopolitical tensions in the Middle East, and the sharp corrections of several highly speculative large-cap domestic stocks might have contributed to the higher market volatility and the sharp equity market correction. The negative sentiments generated by these events lowered the optimism of market participants and made investing in the domestic market less appealing. Regardless, Indonesia's fundamentals remained strong and supportive, as shown by the high manufacturing PMI (52.1 in May vs. 52.9 in April), a slightly lowered inflation rate (2.84% YoY in May vs. 3.00% YoY in April), its increased foreign exchange reserves (USD139 billion in May vs. USD136.2 billion in April), and the stable Rupiah (IDR/USD 16,255 in May vs. 16,262 in April). Nevertheless, the following large-cap stocks represented the stock market movement this month (e.g., BBCA -5.61%, BREN -10.84%, AMMN +24.48%, TPIA +21.12%, BBRI -12.15%, BYAN -5.15%, BMRI -14.49%, TLKM -8.52%, ASII -16.70%, BBNI -16.19%).

**OTHER INFORMATION**

Launching Date	: 17 October 2019
NAV on Launching Date	: Rp 1,000/unit
Currency	: IDR
Total AUM	: Rp 664,232,260,015.55
Total Unit	: 1,155,535,857.0000 units
Management Fee	: up to 2.70% p.a
Fund Manager	: Generali Indonesia
Custodian Bank	: Deutsche Bank
Valuation Method	: Daily

**DISCLAIMER:**  
GENERALI EQUITY ULTIMA IS A FUND ON UNIT-LINK PRODUCT OFFERED BY PT ASURANSI JIWA GENERALI INDONESIA. THIS REPORT HAS BEEN PREPARED BY PT ASURANSI JIWA GENERALI INDONESIA FOR INFORMATIONAL PURPOSE ONLY. THIS REPORT IS NOT A SOLICITATION TO SUBSCRIBE. ALL RELEVANT THINGS HAS BEEN CONSIDERED TO MAKE SURE THE REPORT IS CORRECT, BUT THERE IS NO GUARANTEE THAT THE INFORMATION IS ACCURATE AND COMPLETE. PT ASURANSI JIWA GENERALI INDONESIA SHALL ASSUME NO LIABILITY FOR ANY LOSS ARISING FROM RELIANCE ON IT. PAST PERFORMANCE IS NOT NECESSARILY A GUIDE TO FUTURE PERFORMANCE. THE UNIT PRICE MAY RISE AS WELL AS FALL AND AS SUCH PERFORMANCE CANNOT BE GUARANTEED. POTENTIAL INVESTOR SHOULD CONSULT THEIR FINANCIAL CONSULTANT BEFORE INVESTING.